

# INTEGRATED CIRCUITS

---

## DATA SHEET

16 Bits ALU

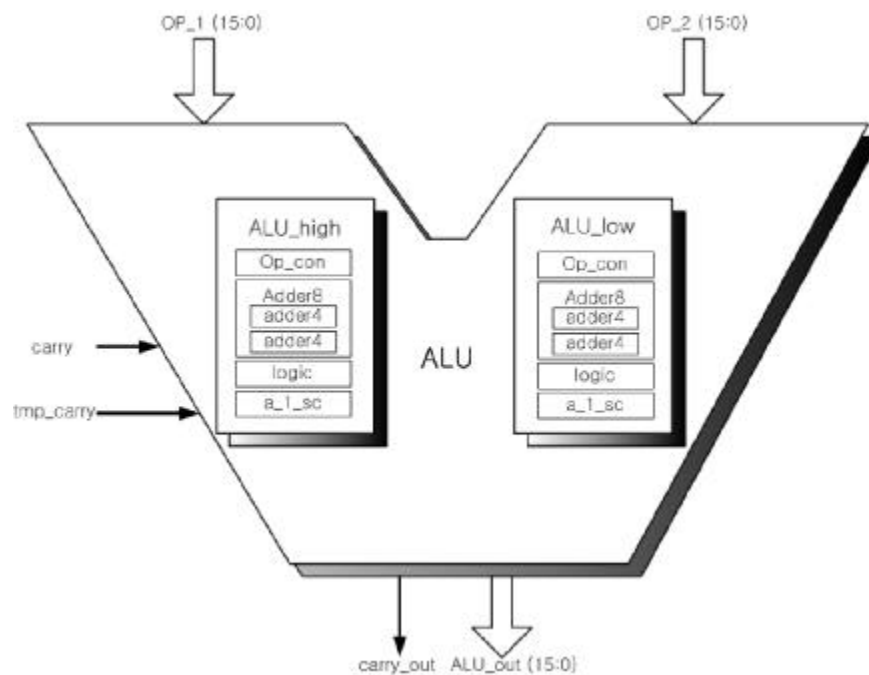
## ALU

Data operations in the XA core are accomplished with a 16-bit ALU, providing both 8-bit and 16-bit functions. Special circuitry has been included to allow some 32-bit functions, such as shifts, multiply, and divide.

### OPERATION CODE

Arithmetic Function	ALU Code	Operation
ADD	0000	op1 + op2
ADDC	0001	op1 + op2 + Carry
ADD with tmp_carry	0011	op1 + op2 + tmp_carry
SUBB	0100	op1 - op2 - Carry
SUB	0110	op1 - op2
Logical Function		
AND	1000	op1 AND op2
OR	1001	op1 OR op2
XOR	1010	op1 XOR op2
NOT	1011	NOT op1
MOV	1100	op2
MOV	1101	op1

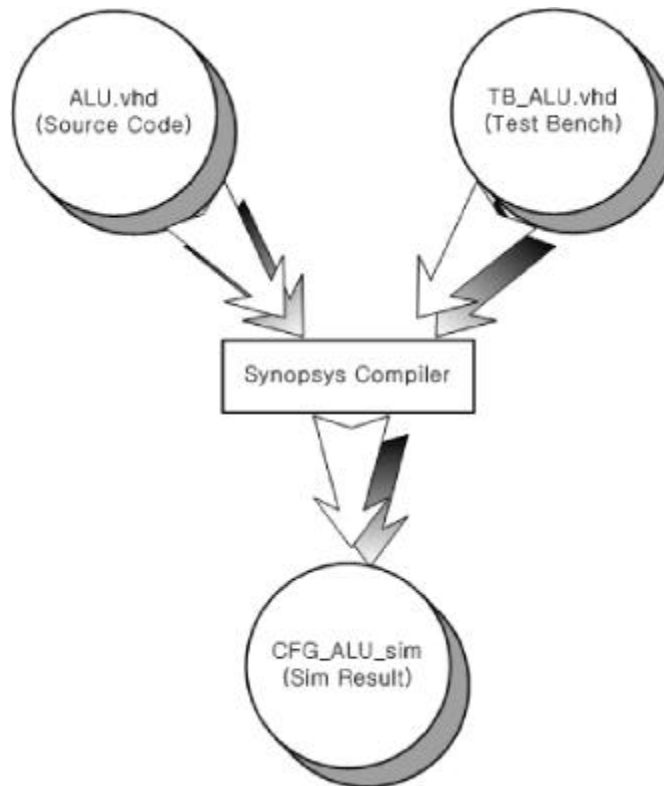
### ALU BLOCK DIAGRAM



### Pin Description

Pin Name	Type	Description
op1	Input	ALU Input opcode1 data bus
op2	Input	ALU Input opcode2 data bus
alu_code	Input	ALU operation code data pin
carry	Input	external carry pin
tmp_carry	Input	external temporary carry pin
sz	Input	signal zero pin
mul_or_div	Input	multiplex or divide instruction pin
mul_byte_word	Input	multiplex byte or word indicated pin
div_byte_word	Input	divide byte or word indicated pin
negate	Input	negative value indicated pin
now_decode	Input	current instruction decode bus
a2_pcl_add	Input	program addition pin
a3_pcl_add	Input	program addition pin
a7_pcl_add	Input	program addition pin
alu_out	Output	ALU result output bus pin
flag_af	Output	affect in FLAG register
flag_ov	Output	overflow in FLAG register
flag_cf	Output	carry in FLAG register

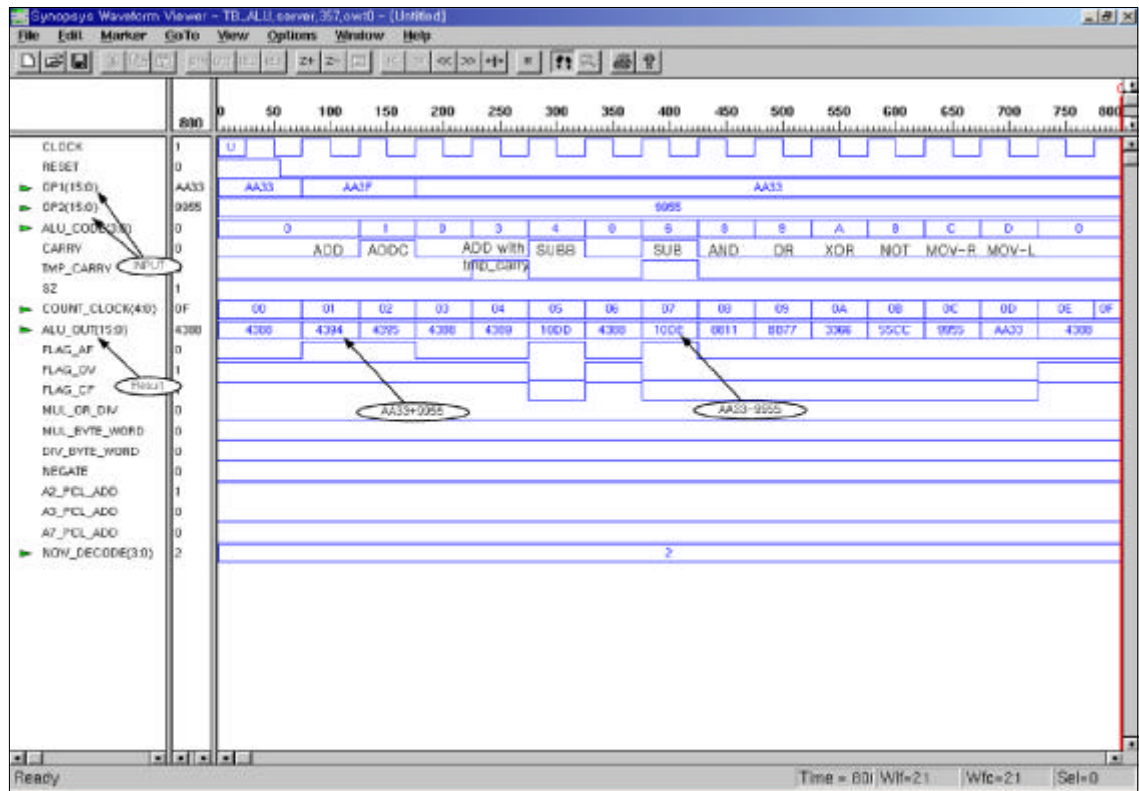
### Prototype method



alu.vhd and tb\_alu.vhd compile to verified simulation result file (cfg\_alu\_sim).

Compiler Tool : Synopsys Compiler

## Result Simulation



ALU operation Result simulation wave